



# Stroke & Coat<sup>®</sup>

The Creative Choice





Also known as **"The Wonder Glaze"** because of its versatility of use. The unique Stroke & Coat® formulation combines the performance properties of an underglaze with the fired finish results of a gloss glaze. Stroke & Coat® glazes can be applied to earthenware, stoneware, terracotta, or porcelain surfaces of clay or bisque and can be fired from cones 06 to 6, with most colors reaching cone 10 in oxidation or reduction fire.

Stroke & Coat® is a heavily pigmented, viscous glaze line that can be used for brush strokes or opaque coverage. Use these glazes to create intricate, detailed designs and butt up to one another without colors moving. When used in a majolica process, Stroke & Coat® will not move nor blend with the colors beneath. Stroke & Coat® colors are intermixable, allowing artists to create custom shades. Thin with water or media to create a "wash" or watercolor style of design. Because the liquid color is consistent with the fired color, artists will have no trouble visualizing finished results as they create.

Performing just as their counterpart, Speckled Stroke & Coat® glazes are an enhanced version of popular Stroke & Coat® colors. The addition of small specks of color to the base glaze provides a fun visual interest that does not melt or flow during the glaze firing.

**AP Certified Non-Toxic, Food Safe and Dinnerware Safe when used according to manufacturer's directions.** Stroke & Coat® glazes are suitable for artists of all ages. And because of its versatility, it is the ideal product of choice for studio, classroom, potter or fine artist. Stroke & Coat® - *The Creative Choice*.

## New Glazes




MaycoColors.com







SC-91 Seabreeze SC-65 Peri-Twinkle SC-30 Blue Dawn SC-31 The Blues SC-11 Blue Yonder



SC-58 501 Blues SC-76 Cara-bein Blue SC-12 Moody Blue SC-96 Aqu-ward SC-101 Spruce It Up




SC-9 Jaded SC-28 Blue Isle SC-10 Teal Next Time SC-29 Blue Grass SC-32 Bluebeard



SC-93 Honeydew List SC-43 Lettuce Alone SC-7 Leapin' Lizard SC-26 Green Thumb SC-8 Just Froggy



SC-36 Irish Luck SC-77 Glo-Worm SC-78 Lime Light SC-98 Slime Time SC-27 Sour Apple



SC-52 Toad-ily Green SC-79 It's Sage SC-39 Army Surplus SC-86 Old Lace SC-54 Vanilla Dip




SC-20 Cashew Later SC-46 Rawhide SC-51 Poo Bear SC-5 Tiger Tail SC-25 Crackerjack Brown



SC-80 Basketball SC-41 Brown Cow SC-48 Camel Back SC-14 Java Bean SC-34 Down To Earth



SC-92 Café Olé SC-90 Elephant Ears SC-83 Tip Taupe SC-60 Silver Lining SC-35 Gray Hare



SC-99 Char-ming SC-15 Tuxedo

## General Use

One coat of Mayco Stroke & Coat® will create a translucent finish with subsequent coats adding opacity. We suggest 2-3 coats for full opacity and all over coverage. Let dry between coats. Stroke & Coat® glazes will fire to a gloss finish without clear glaze. However, if desired, a clear glaze (such as NT-CLR Clear One Dipping Glaze or S-2101 Crystal Clear Brushing) can be added. For application on wet or leatherhard clay and firing to cone 04, colors will retain their vibrancy with huge time savings. We recommend leaving an area unglazed, such as the back or bottom of the unfired piece, to allow for out-gassing of the clay during the single-firing process. Limit coverage to 2 coats including any design work when applied to wet clay.

Stroke & Coat® glazes have been formulated to mature at cone 06/05. Most Stroke & Coat® glazes will maintain their color at higher temperatures, especially reds, oranges, yellows, greens, and blues. Their performance at cone 6 is noted on each individual product label with any changes. We recommend testing on your clay and in your kiln prior to use. Results at cone 6 can be found at the end of the brochure.

Stroke & Coat® glazes are AP Certified Non-Toxic, Food Safe and Dinnerware Safe when used according to manufacturer's directions.



## Speckled Stroke & Coat®



SP-216  
Speckled  
Cotton Tail




SP-206  
Speckled  
Sunkissed



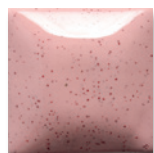
SP-275  
Speckled  
Orange-A-Peel



SP-288  
Speckled  
Tu Tu Tango



SP-274  
Speckled  
Hot Tamale



SP-201  
Speckled  
Pink-A-Boo




SP-270  
Speckled  
Pink-A-Dot



SP-213  
Speckled  
Grapel



SP-253  
Speckled  
Purple Haze




SP-245  
Speckled  
My Blue Heaven




SP-211  
Speckled  
Blue Yonder



SP-231  
Speckled  
The Blues



SP-212  
Speckled  
Moody Blue



SP-209  
Speckled  
Jaded



SP-210  
Speckled  
Teal Next Time



SP-227  
Speckled  
Sour Apple




SP-226  
Speckled  
Green Thumb



SP-254  
Speckled  
Vanilla Dip



SP-260  
Speckled  
Silver Lining



SP-215  
Speckled  
Tuxedo

## Stroke & Coat® Class Packs

Stroke & Coat® glazes are available in assortments that include our most popular colors. Great choice for the classroom or studio. **Value priced** packs are available in 2 oz and pints.

### Stroke & Coat® Kit 1

#### SC-KIT1

Contains 12 - 2 oz. squeeze bottles, one each of the following colors.

#### SC-KT1P

Contains 12 pint bottles, one each of the following colors.



SC-16 Cotton Tail  
SC-6 Sunkissed  
SC-75 Orange-A-Peel  
SC-74 Hot Tamale

SC-18 Rosey Posey  
SC-13 Grapel  
SC-11 Blue Yonder  
SC-12 Moody Blue

SC-26 Green Thumb  
SC-36 Irish Luck  
SC-14 Java Bean  
SC-15 Tuxedo

### Stroke & Coat® Kit 3

#### SC-KIT3

Contains 12 - 2 oz. squeeze bottles, one each of the following colors.

#### SC-KT3P

Contains 12 pint bottles, one each of the following colors.



SC-16 Cotton Tail  
SC-6 Sunkissed  
SC-23 Jack O'Lantern  
SC-73 Candy Apple Red

SC-1 Pink-A-Boo  
SC-3 Wine About It  
SC-31 The Blues  
SC-12 Moody Blue

SC-36 Irish Luck  
SC-27 Sour Apple  
SC-48 Camel Back  
SC-15 Tuxedo


### Stroke & Coat® Kit 2

#### SC-KIT2

Contains 12 - 2 oz. squeeze bottles, one each of the following colors.

#### SC-KT2P

Contains 12 pint bottles, one each of the following colors.



SC-16 Cotton Tail  
SC-24 Dandelion  
SC-1 Pink-A-Boo  
SC-17 Cheeky Pinky

SC-3 Wine About It  
SC-30 Blue Dawn  
SC-28 Blue Isle  
SC-10 Teal Next Time

SC-8 Just Froggy  
SC-20 Cashew Later  
SC-25 Crackerjack Brown  
SC-15 Tuxedo

### Speckled Stroke & Coat® Kit

#### SP-KIT2

Contains 12 - 2 oz. squeeze bottles, one each of the following colors.

#### SP-KT2P

Contains 12 pint bottles, one each of the following colors.



SP-216 Speckled Cotton Tail  
SP-206 Speckled Sunkissed  
SP-274 Speckled Hot Tamale  
SP-270 Speckled Pink-A-Dot  
SP-213 Speckled Grapel  
SP-245 Speckled My Blue Heaven

SP-211 Speckled Blue Yonder  
SP-212 Speckled Moody Blue  
SP-226 Speckled Green Thumb  
SP-227 Speckled Sour Apple  
SP-254 Speckled Vanilla Dip  
SP-215 Speckled Tuxedo

Speckled Stroke & Coat® glazes provide a fun visual interest!

Apply directly to wet or leatherhard clay bodies, such as terracotta.



Stroke & Coat® glazes can be used in many creative ways, such as this bubble technique. For this project and other inspirational ideas, visit **MaycoColors.com** for our extensive Project Library.



**Stroke & Coat®** glazes can be applied to wet or leatherhard clay as well as bisque, fired from cone 06 to 10, in oxidation or reduction. Apply for all over coverage or in a painterly style, Stroke & Coat® can be the star or play a supporting role in endless glaze combinations. It is the ideal product of choice for the studio, classroom, potter, and fine artists.



### Light over Dark

Lighter colors can be used over dark colors, remaining bright and opaque and will not blend with colors underneath.



### Gloss without clear glaze

Stroke & Coat® will fire glossy without addition of a clear glaze. Clear glaze can be added if additional glossiness is desired or Stroke & Coats® glazes have not been applied in a consistent, overall coverage onto unglazed dinnerware.

### 1, 2, 3 coats

One coat of Stroke & Coat® glazes result in a translucent effect with additional coats adding opacity. Stroke & Coat® glazes are heavily pigmented and will not streak, no matter the number of coats.



### On Greenware/Clay

Apply Stroke & Coat® directly to wet or leatherhard clay and fire to cone 04. Colors retain their vibrancy with huge time savings. As an alternative, you could also use Stroke & Coat® in a wash technique, add a coat of clear glaze and fire to cone 04. Note: we recommend leaving an area unglazed such as bottom or back for outgassing during firing. Limit coverage to 2 coats including any design work when applied to wet clay.

### No Fail Reds

The Stroke & Coat® red hues are the best on the market. SC-73 Candy Apple Red and SC-74 Hot Tamale are easy to use and fire red every time with no special application or extra attention during firing. Great for kids and students, and perfect for the potter looking for red coloring up to cone 10.



SC-73  
Candy Apple Red



SC-74  
Hot Tamale




SC-87  
Ruby Slippers



SC-81  
Cinnamon Stix

### Intermixable for custom colors

Stroke & Coat® glazes are intermixable, easily create custom colors for specialized designs and various skin and blush tones. Perfect for the art educator looking for a tool to teach color theory or create a broader palette with just a few colors.




SC-12  
Moody Blue



SC-6  
Sunkissed

+

=



custom green

## Surface Techniques

Expand your concept of the bright, colorful and multi-purposed Stroke & Coat®. With the ease of use, Stroke & Coat® glazes allow a wide array of surface decorating techniques ranging from sgraffito, majolica, and silkscreening, to Batik, marbelizing and watercolor effects.



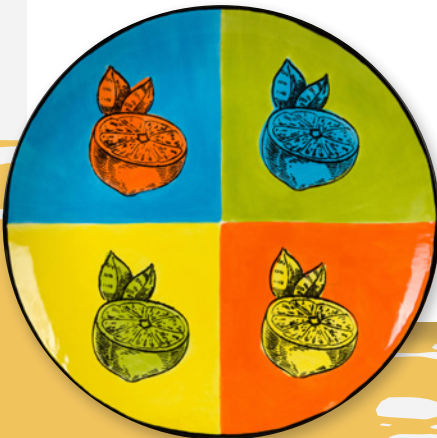
### Glaze Sgraffito

"To scratch" in Italian, sgraffito is produced by applying layers of Stroke & Coat® and carving through the glaze to create depth and add contrast to your designs. An impactful and dramatic way to use Stroke & Coat® on your ceramics or clay surface.



### Majolica

Stroke & Coat® glazes are perfect for majolica techniques. Base coat your ware with Foundations® and add your design with Stroke & Coat® glazes. The integrity of your design will remain unchanged as these glazes will not move or combine with surrounding color.



### Silkscreen

Mix AC-310 Silkscreen Medium with any Stroke & Coat® color to screen-print quickly and easily, creating fine details with your favorite Designer Silkscreen from Mayco.



### Batik

Break the rules. Use a hairdryer to rapidly dry the Stroke & Coat® design. The resulting cracks will show the underlying base glaze.



### Marbelizing

This effect can be achieved by thinning Stroke & Coat® or Foundations® and by moving the ware side to side, using gravity to allow the glazes to flow together.

### Watercolor Style

For a more traditional and painterly approach, dilute glazes with water to create a thinned watercolor-like glaze. Use these tints to layer for seamless blending. To preserve the integrity of the flower, use AC-302 Wax Resist overtop.







## Painterly Properties

Much like using an oil or watercolor, Stroke & Coat® glazes can be used to create a life-like portrait or landscape, using rendering, shading, blending and other painting techniques to add dimension and a sense of realism to your work.

## Brushwork

Paint intricate patterns as Stroke & Coat® glazes will not move or bleed into surrounding colors. Double load color onto brushes or use specialty brushes such as CB-106 Script Liner or CB-202 Detail Liner to generate various shades of color and add dimension.



## Glaze Combinations

Layer Stroke & Coat® colors when applying or use in combination with other glazes, such as Foundations®, Jungle Gems™ or Cobblestones, as shown to the left, to create unique looks. When used in a majolica technique, colors will not move or blend with surrounding colors.

## Stroke & Coat® at Cone 6

				
SC-16 Cotton Tail	SC-37 Ivory Tower	SC-55 Yella Bout It	SC-6 Sunkissed	SC-42 Butter Me Up
				
SC-24 Dandelion	SC-97 Cant-elope	SC-102 Just Peachy	SC-23 Jack O'Lantern	SC-75 Orange-A-Peel
				
SC-50 Orange Ya Happy	SC-2 Melon-choly	SC-89 Cutie Pie Coral	SC-88 Tu Tu Tango	SC-73 Candy Apple Red
				
SC-74 Hot Tamale	SC-87 Ruby Slippers	SC-81 Cinnamon Stix	SC-100 Makin Me Blush	SC-1 Pink-A-Boo
				
SC-70 Pink-A-Dot	SC-95 Pinkie Swear	SC-17 Cheeky Pinky	SC-18 Rosey Posey	SC-3 Wine About It

## Mid-Range

Many Stroke & Coat® glazes perform well at mid-range (cone 5/6) and higher temperatures (cone 9/10). Darker colors such as red, orange, yellow, blue and green may darken compared to their cone 06 results. Lighter colors such as tan, purple and pink will fade. We recommend testing at your preferred firing temperature prior to use. Cone 6 performance is noted on each color's label.





SC-40  
Blueberry Hill



SC-13  
Grapel

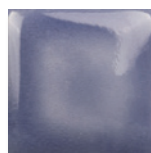


SC-85  
Orkid

NEW!



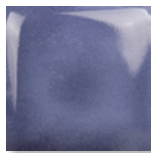
SC-103  
Lavendear



SC-53  
Purple Haze



SC-72  
Grape Jelly



SC-71  
Purple-licious



SC-33  
Fruit of the Vine


NEW!



SC-104  
Grape Expectations



SC-45  
My Blue Heaven



SC-91  
Seabreeze



SC-65  
Peri-Twinkle



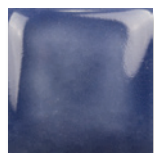
SC-30  
Blue Dawn



SC-31  
The Blues



SC-11  
Blue Yonder




SC-58  
501 Blues



SC-76  
Cara-bein Blue



SC-12  
Moody Blue



SC-96  
Aqu-ward




SC-101  
Spruce It Up



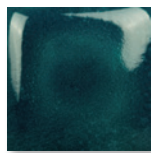
SC-9  
Jaded



SC-28  
Blue Isle



SC-10  
Teal Next Time



SC-29  
Blue Grass



SC-32  
Bluebeard




SC-93  
Honeydew List



SC-43  
Lettuce Alone



SC-7  
Leapin' Lizard



SC-26  
Green Thumb



SC-8  
Just Froggy



SC-36  
Irish Luck



SC-77  
Glo-Worm



SC-78  
Lime Light



SC-98  
Slime Time



SC-27  
Sour Apple



SC-52  
Toad-ily Green



SC-79  
It's Sage



SC-39  
Army Surplus



SC-86  
Old Lace



SC-54  
Vanilla Dip



SC-20  
Cashew Later



SC-46  
Rawhide



SC-51  
Poo Bear



SC-5  
Tiger Tail



SC-25  
Crackerjack Brown



SC-80  
Basketball




SC-41  
Brown Cow



SC-48  
Camel Back



SC-14  
Java Bean



SC-34  
Down To Earth



SC-92  
Café Olé



SC-90  
Elephant Ears



SC-83  
Tip Taupe




SC-60  
Silver Lining



SC-35  
Gray Hare



SC-99  
Char-ming



SC-15  
Tuxedo



Visit **MaycoColors.com** to explore Speckled Stroke & Coat® at cone 6 temperatures. Cone 6 performance is also noted on each color's label.



# Elements™

Inspired by nature, and designed to simulate the aesthetic movement and interest of mid and high fire glazes.



# Jungle Gems™ Crystal Glaze

Featuring crystals that bloom into unique and beautiful surfaces. Try in combination with other glazes.



# STONEWARE

Depth, sophistication, and reliability for artists working from mid-range to high fire temperatures.



Expand your palette with these glaze lines and other products from Mayco.

MC-476E 1/23

Mayco Colors  
Coloramics, LLC  
4077 Weaver Court South  
Hilliard, OH 43026

614-675-2020  
info@maycocolors.com  
MaycoColors.com

