















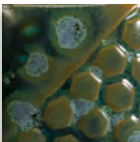
LOW-FIRE COMBO

EL-101 Oyster Shell

Cone 06



Technique was achieved by brushing on two (2) layers of base glaze (EL-101 Oyster Shell). Then apply two (2) layers of top glaze, letting glazes dry between coats.

  <p>CG-779 Black Opal</p> <p>over</p> <p>EL-101 Oyster Shell</p>	  <p>CG-785 Royal Fantasy</p> <p>over</p> <p>EL-101 Oyster Shell</p>	  <p>CG-986 Smoke and Fire</p> <p>over</p> <p>EL-101 Oyster Shell</p>
  <p>EL-118 Blue Grotto</p> <p>over</p> <p>EL-101 Oyster Shell</p>	  <p>EL-129 Slate</p> <p>over</p> <p>EL-101 Oyster Shell</p>	  <p>EL-131 Turtle Shell</p> <p>over</p> <p>EL-101 Oyster Shell</p>
  <p>EL-132 Rust Red</p> <p>over</p> <p>EL-101 Oyster Shell</p>	  <p>EL-208 Moss Creek</p> <p>over</p> <p>EL-101 Oyster Shell</p>	

MB-1556 Textured Bud Vases shown are fired to Cone 06.