











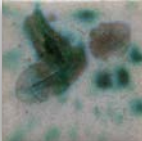

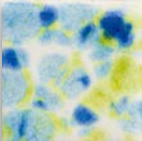






LOW-FIRE COMBO

EL-118 Blue Grotto

Cone 06



Technique was achieved by brushing on two (2) layers of base glaze (EL-118 Blue Grotto). Then apply two (2) layers of top glaze, letting glazes dry between coats.


  <p>CG-962 Blue Azure</p> <p>over</p> <p>EL-118 Blue Grotto</p>	  <p>CG-965 Mocha Marble</p> <p>over</p> <p>EL-118 Blue Grotto</p>	  <p>CG-974 Bloomin' Blue</p> <p>over</p> <p>EL-118 Blue Grotto</p>
  <p>CG-985 Monet's Pond</p> <p>over</p> <p>EL-118 Blue Grotto</p>	  <p>CG-996 Spring Rain</p> <p>over</p> <p>EL-118 Blue Grotto</p>	  <p>CG-1001 Gogh Iris</p> <p>over</p> <p>EL-118 Blue Grotto</p>
  <p>EL-101 Oyster Shell</p> <p>over</p> <p>EL-118 Blue Grotto</p>	  <p>EL-107 Amber Ash</p> <p>over</p> <p>EL-118 Blue Grotto</p>	  <p>EL-127 Rose Granite</p> <p>over</p> <p>EL-118 Blue Grotto</p>











LOW-FIRE COMBO

EL-118 Blue Grotto

Cone 06



Technique was achieved by brushing on two (2) layers of base glaze (EL-118 Blue Grotto). Then apply two (2) layers of top glaze, letting glazes dry between coats.

 <p>EL-128 Wheat over EL-118 Blue Grotto</p>	 <p>EL-130 Sea Green over EL-118 Blue Grotto</p>	 <p>EL-143 Cactus Flower over EL-118 Blue Grotto</p>
 <p>EL-144 Dark Amethyst over EL-118 Blue Grotto</p>	 <p>EL-150 Fern over EL-118 Blue Grotto</p>	 <p>EL-204 Glowing Embers over EL-118 Blue Grotto</p>
 <p>EL-207 Gold Mine over EL-118 Blue Grotto</p>	 <p>EL-208 Moss Creek over EL-118 Blue Grotto</p>	



MB-1556 Textured Bud Vases shown are fired to Cone 06.

MaycoColors.com

