

















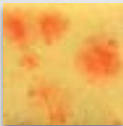








LOW-FIRE COMBO

EL-120 Black Ice

Cone 06



Technique was achieved by brushing on two (2) layers of base glaze (EL-120 Black Ice). Then apply two (2) layers of top glaze, letting glazes dry between coats.

  <p>CG-780 Mystic Jade <i>over</i> EL-120 Black Ice</p>	  <p>CG-997 Seafoam <i>over</i> EL-120 Black Ice</p>	  <p>CG-999 Jazz Notes <i>over</i> EL-120 Black Ice</p>	  <p>CG-1001 Gogh Iris <i>over</i> EL-120 Black Ice</p>
  <p>EL-110 Mudslide <i>over</i> EL-120 Black Ice</p>	  <p>EL-151 Deep Blue <i>over</i> EL-120 Black Ice</p>	  <p>EL-204 Glowing Embers <i>over</i> EL-120 Black Ice</p>	  <p>S-2729 Citrus Splash <i>over</i> EL-120 Black Ice</p>
  <p>EL-211 Volcanic Glow <i>over</i> EL-120 Black Ice</p>	  <p>S-2703 Berryberry Pie <i>over</i> EL-120 Black Ice</p>	  <p>S-2712 Monsoon Seas <i>over</i> EL-120 Black Ice</p>	  <p>S-2726 Cheetah <i>over</i> EL-120 Black Ice</p>

MB-1556 Textured Bud Vases shown are fired to Cone 06.



MaycoColors.com

