

# LOW-FIRE COMBO

EL-123 Patina

Cone 06



Technique was achieved by brushing on two (2) layers of base glaze (EL-123 Patina). Then apply two (2) layers of top glaze, letting glazes dry between coats.

  <p>CG-780 Mystic Jade</p> <p><b>over</b></p> <p>EL-123 Patina</p>	  <p>CG-963 Lemon Lime</p> <p><b>over</b></p> <p>EL-123 Patina</p>	  <p>CG-965 Mocha Marble</p> <p><b>over</b></p> <p>EL-123 Patina</p>
  <p>CG-972 Dragon's Breath</p> <p><b>over</b></p> <p>EL-123 Patina</p>	  <p>CG-983 Koi Pond</p> <p><b>over</b></p> <p>EL-123 Patina</p>	  <p>CG-988 Fireflies</p> <p><b>over</b></p> <p>EL-123 Patina</p>
  <p>CG-999 Jazz Notes</p> <p><b>over</b></p> <p>EL-123 Patina</p>	  <p>S-2702 Northern Lights</p> <p><b>over</b></p> <p>EL-123 Patina</p>	  <p>S-2709 Cappuccino Mint</p> <p><b>over</b></p> <p>EL-123 Patina</p>


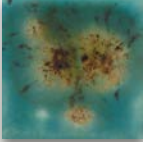

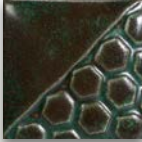



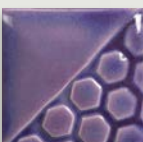






# LOW-FIRE COMBO

EL-123 Patina

Cone 06



Technique was achieved by brushing on two (2) layers of base glaze (EL-123 Patina). Then apply two (2) layers of top glaze, letting glazes dry between coats.

  <p>S-2724 Lotus Blossom</p> <p><b>over</b></p> <p>EL-123 Patina</p>	  <p>EL-122 Malachite</p> <p><b>over</b></p> <p>EL-123 Patina</p>	  <p>EL-128 Wheat</p> <p><b>over</b></p> <p>EL-123 Patina</p>
  <p>EL-149 Lavender Flower</p> <p><b>over</b></p> <p>EL-123 Patina</p>	  <p>EL-204 Glowing Embers</p> <p><b>over</b></p> <p>EL-123 Patina</p>	  <p>EL-205 Jade Pebble</p> <p><b>over</b></p> <p>EL-123 Patina</p>
  <p>EL-211 Volcanic Glow</p> <p><b>over</b></p> <p>EL-123 Patina</p>		

MB-1556 Textured Bud Vases shown are fired to Cone 06.