

# LOW-FIRE COMBO

EL-124 Stormy Blue

Cone 06



Technique was achieved by brushing on two (2) layers of base glaze (EL-124 Stormy Blue). Then apply two (2) layers of top glaze, letting glazes dry between coats.

 <div data-bbox="383 537 526 676" data-label="Image"> </div> <div data-bbox="371 682 526 743" data-label="Caption"> <p>CG-783 Strawberry Sundae</p> </div> <div data-bbox="431 762 477 787" data-label="Text"> <p><b>over</b></p> </div> <div data-bbox="404 808 505 869" data-label="Caption"> <p>EL-124 Stormy Blue</p> </div>	 <div data-bbox="896 537 1039 676" data-label="Image"> </div> <div data-bbox="914 682 1018 743" data-label="Caption"> <p>CG-958 Lagoon Blue</p> </div> <div data-bbox="943 762 989 787" data-label="Text"> <p><b>over</b></p> </div> <div data-bbox="915 808 1016 869" data-label="Caption"> <p>EL-124 Stormy Blue</p> </div>	 <div data-bbox="1409 537 1552 676" data-label="Image"> </div> <div data-bbox="1424 682 1528 743" data-label="Caption"> <p>CG-965 Mocha Marble</p> </div> <div data-bbox="1453 762 1498 787" data-label="Text"> <p><b>over</b></p> </div> <div data-bbox="1430 808 1531 869" data-label="Caption"> <p>EL-124 Stormy Blue</p> </div>
 <div data-bbox="383 1018 526 1157" data-label="Image"> </div> <div data-bbox="396 1165 511 1226" data-label="Caption"> <p>CG-974 Bloomin' Blue</p> </div> <div data-bbox="431 1245 477 1270" data-label="Text"> <p><b>over</b></p> </div> <div data-bbox="404 1291 505 1352" data-label="Caption"> <p>EL-124 Stormy Blue</p> </div>	 <div data-bbox="896 1018 1039 1157" data-label="Image"> </div> <div data-bbox="927 1165 1003 1226" data-label="Caption"> <p>CG-979 Meadow</p> </div> <div data-bbox="943 1245 989 1270" data-label="Text"> <p><b>over</b></p> </div> <div data-bbox="915 1291 1016 1352" data-label="Caption"> <p>EL-124 Stormy Blue</p> </div>	 <div data-bbox="1409 1018 1552 1157" data-label="Image"> </div> <div data-bbox="1440 1165 1516 1226" data-label="Caption"> <p>CG-983 Koi Pond</p> </div> <div data-bbox="1453 1245 1498 1270" data-label="Text"> <p><b>over</b></p> </div> <div data-bbox="1430 1291 1531 1352" data-label="Caption"> <p>EL-124 Stormy Blue</p> </div>
 <div data-bbox="383 1493 526 1631" data-label="Image"> </div> <div data-bbox="412 1640 495 1701" data-label="Caption"> <p>CG-998 Pink Pixie</p> </div> <div data-bbox="431 1719 477 1745" data-label="Text"> <p><b>over</b></p> </div> <div data-bbox="404 1766 505 1827" data-label="Caption"> <p>EL-124 Stormy Blue</p> </div>	 <div data-bbox="896 1493 1039 1631" data-label="Image"> </div> <div data-bbox="924 1640 1005 1701" data-label="Caption"> <p>CG-1001 Gogh Iris</p> </div> <div data-bbox="943 1719 989 1745" data-label="Text"> <p><b>over</b></p> </div> <div data-bbox="915 1766 1016 1827" data-label="Caption"> <p>EL-124 Stormy Blue</p> </div>	 <div data-bbox="1409 1493 1552 1631" data-label="Image"> </div> <div data-bbox="1424 1640 1528 1701" data-label="Caption"> <p>S-2703 Blueberry Pie</p> </div> <div data-bbox="1453 1719 1498 1745" data-label="Text"> <p><b>over</b></p> </div> <div data-bbox="1430 1766 1531 1827" data-label="Caption"> <p>EL-124 Stormy Blue</p> </div>








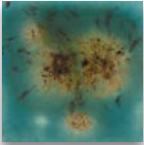





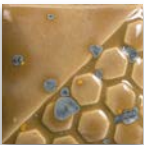
# LOW-FIRE COMBO

## EL-124 Stormy Blue

## Cone 06



Technique was achieved by brushing on two (2) layers of base glaze (EL-124 Stormy Blue). Then apply two (2) layers of top glaze, letting glazes dry between coats.

  <p>S-2709 Cappuccino Mint <b>over</b> EL-124 Stormy Blue</p>	  <p>S-2724 Lotus Blossom <b>over</b> EL-124 Stormy Blue</p>	  <p>EL-128 Wheat <b>over</b> EL-124 Stormy Blue</p>
  <p>EL-205 Jade Pebble <b>over</b> EL-124 Stormy Blue</p>	  <p>EL-207 Gold Mine <b>over</b> EL-124 Stormy Blue</p>	



MB-1556 Textured Bud Vases shown are fired to Cone 06.

MaycoColors.com

