


LOW-FIRE COMBO

EL161 Bottle Green

Cone 06



Technique was achieved by brushing on two (2) layers of base glaze (EL161 Bottle Green). Then apply two (2) layers of top glaze, letting glazes dry between coats.



CG716
Pagoda Green

over


EL161
Bottle Green



CG750
Noel

over

EL161
Bottle Green



CG962
Blue Azure

over


EL161
Bottle Green



CG963
Lemon Lime

over


EL161
Bottle Green



CG974
Bloomin' Blue

over

EL161
Bottle Green



CG979
Meadow

over

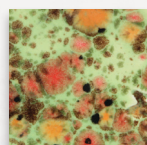
EL161
Bottle Green



CG981
Fruity Freckles

over

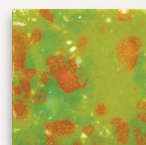
EL161
Bottle Green



CG982
Mixed Melon

over

EL161
Bottle Green



CG987
Tree Frog


over

EL161
Bottle Green

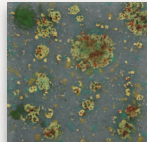
LOW-FIRE COMBO

EL161 Bottle Green

Cone 06



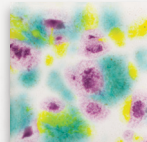
Technique was achieved by brushing on two (2) layers of base glaze (EL161 Bottle Green). Then apply two (2) layers of top glaze, letting glazes dry between coats.



CG991
Mountain Moss

over

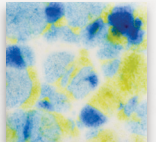
EL161
Bottle Green



CG999
Jazz Notes

over

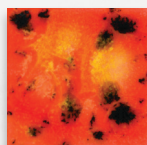
EL161
Bottle Green



CG1001
Gogh Iris

over

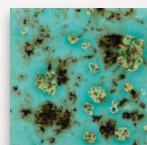
EL161
Bottle Green



CG1002
Day Lily

over

EL161
Bottle Green



CG1008
Blue Guppy

over

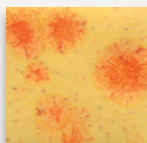
EL161
Bottle Green



S2726
Cheetah

over

EL161
Bottle Green



S2729
Citrus Splash

over

EL161
Bottle Green