



LOW-FIRE COMBO

CG707 Woodland Fantasy

Cone 06



Technique was achieved by brushing on two (2) layers of base glaze (CG707 Woodland Fantasy). Then apply two (2) layers of top glaze, letting glazes dry between coats.


	 CG713 Peacock Green over CG707 Woodland Fantasy		 CG716 Pagoda Green over CG707 Woodland Fantasy		 CG718 Blue Caprice over CG707 Woodland Fantasy
	 CG722 Seawind over CG707 Woodland Fantasy		 CG780 Mystic Jade over CG707 Woodland Fantasy		 CG788 Dutch Enamelware over CG707 Woodland Fantasy
	 CG977 Ink Spots over CG707 Woodland Fantasy		 CG981 Fruity Freckles over CG707 Woodland Fantasy		 CG982 Mixed Melon over CG707 Woodland Fantasy

MB1556 Textured Bud Vases shown are fired to Cone 06.










LOW-FIRE COMBO

CG707 Woodland Fantasy

Cone 06



Technique was achieved by brushing on two (2) layers of base glaze (CG1014 Pink Plum). Then apply two (2) layers of top glaze, letting glazes dry between coats.

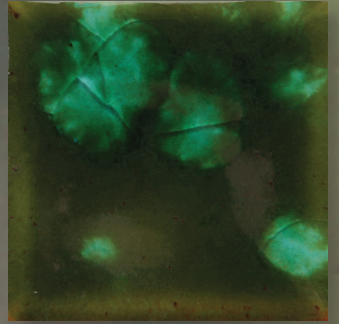
 <div data-bbox="386 535 529 676" data-label="Image"> </div> <p data-bbox="402 682 509 741">CG985 Monet's Pond</p> <p data-bbox="435 762 477 785">over</p> <p data-bbox="386 808 529 867">CG707 Woodland Fantasy</p>	 <div data-bbox="898 535 1040 676" data-label="Image"> </div> <p data-bbox="914 682 1021 741">CG999 Jazz Notes</p> <p data-bbox="946 762 989 785">over</p> <p data-bbox="898 808 1040 867">CG707 Woodland Fantasy</p>	 <div data-bbox="1406 535 1549 676" data-label="Image"> </div> <p data-bbox="1422 682 1529 741">CG1000 Mardi Gras</p> <p data-bbox="1455 762 1497 785">over</p> <p data-bbox="1406 808 1549 867">CG707 Woodland Fantasy</p>
 <div data-bbox="386 1010 529 1150" data-label="Image"> </div> <p data-bbox="402 1157 509 1215">CG1005 Maroon Lagoon</p> <p data-bbox="435 1236 477 1260">over</p> <p data-bbox="386 1283 529 1341">CG707 Woodland Fantasy</p>	 <div data-bbox="898 1010 1040 1150" data-label="Image"> </div> <p data-bbox="914 1157 1021 1215">CG1006 Purple Reign</p> <p data-bbox="946 1236 989 1260">over</p> <p data-bbox="898 1283 1040 1341">CG707 Woodland Fantasy</p>	 <div data-bbox="1406 1010 1549 1150" data-label="Image"> </div> <p data-bbox="1422 1157 1529 1215">CG1008 Blue Guppy</p> <p data-bbox="1455 1236 1497 1260">over</p> <p data-bbox="1406 1283 1549 1341">CG707 Woodland Fantasy</p>
 <div data-bbox="386 1484 529 1625" data-label="Image"> </div> <p data-bbox="402 1631 509 1690">S2709 Cappuccino Mint</p> <p data-bbox="435 1711 477 1734">over</p> <p data-bbox="386 1757 529 1816">CG707 Woodland Fantasy</p>	 <div data-bbox="898 1484 1040 1625" data-label="Image"> </div> <p data-bbox="914 1631 1021 1690">S2724 Lotus Blossom</p> <p data-bbox="946 1711 989 1734">over</p> <p data-bbox="898 1757 1040 1816">CG707 Woodland Fantasy</p>	 <div data-bbox="1406 1484 1549 1625" data-label="Image"> </div> <p data-bbox="1422 1631 1529 1690">S2725 Safari</p> <p data-bbox="1455 1711 1497 1734">over</p> <p data-bbox="1406 1757 1549 1816">CG707 Woodland Fantasy</p>



LOW-FIRE COMBO

CG707 Woodland Fantasy

Cone 06



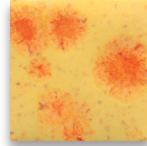
Technique was achieved by brushing on two (2) layers of base glaze (CG707 Woodland Fantasy). Then apply two (2) layers of top glaze, letting glazes dry between coats.



S2726
Cheetah

over

CG707
Woodland Fantasy



S2729
Citrus Splash

over

CG707
Woodland Fantasy



MB1556 Textured Bud Vases shown are fired to Cone 06.

MaycoColors.com

